



MONO MAKERS MEET

From registration to making profile

初期登録～プロフィール作成まで

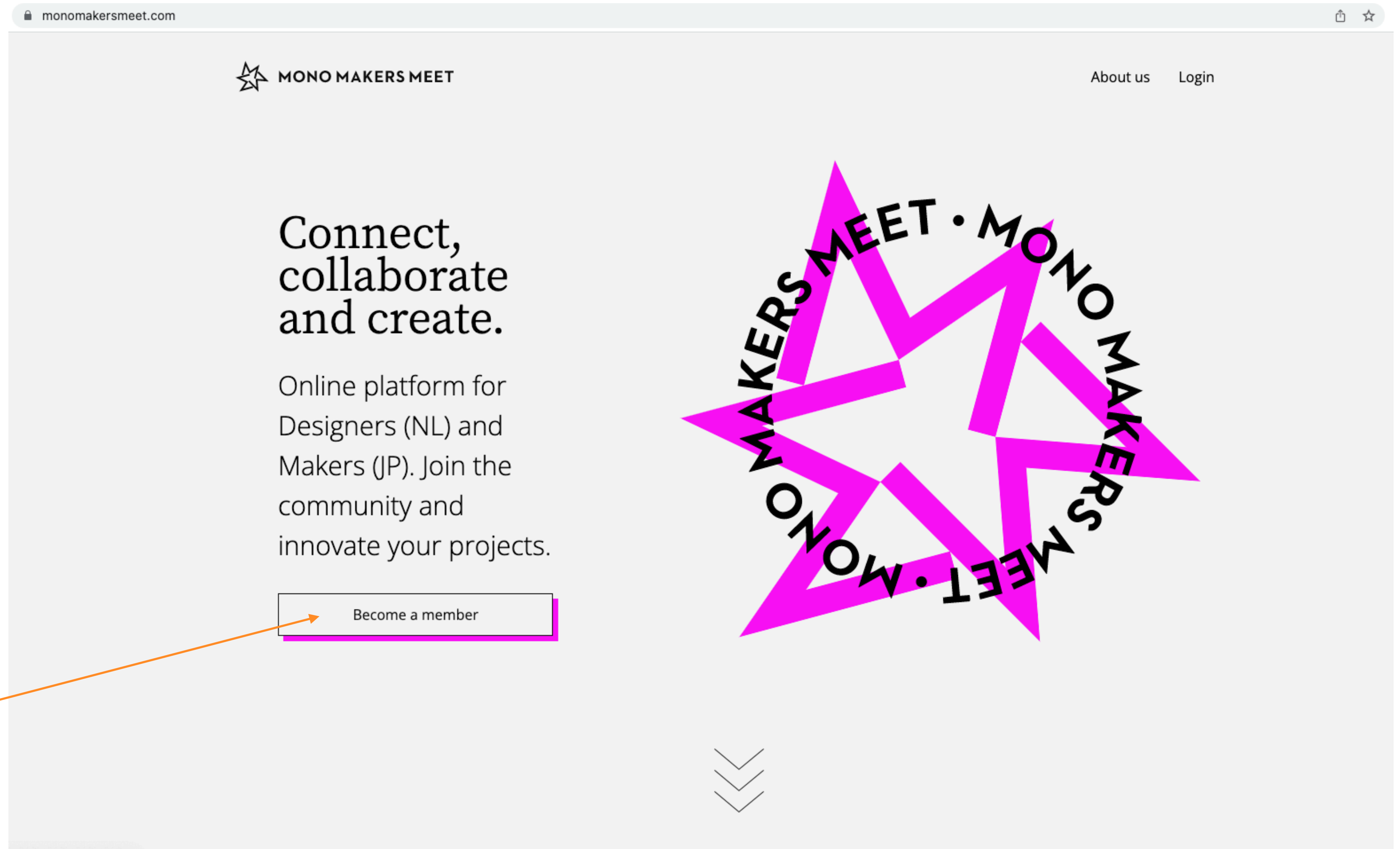
MONO JAPAN

Pre-registrarion, registration

事前登録・登録

<https://monomakersmeet.com>

Landing page / トップページ



Click "Become a member" button

このボタンをクリックしてください

<https://monomakersmeet.com/member-register/>

Register page / 登録ページ

If you're invited by the organizer, your email address is already set in our system.
In that case, you can fill in the information.

MMM招待リストにメールアドレスがすでに登録されている方は「Personal information」の内容を記入してください

1. プライバシーポリシーを読み同意しクリック
2. ロボットではありませんをクリック
3. Register (登録) ボタンをクリック

monomakersmeet.com/member-register/

MONO MAKERS MEET

About us Login

Register

The membership is currently restricted to invited email address. Contact us from the below 'Pre-Register' button. You will receive an email from MONO MAKERS MEET about your registration. After receiving your information there will be a selection by the committee.

Note: If you have received an invitation from us, please fill in the 'Personal information' below and create your account.

Pre-Register

Already have an account? Login

Personal information

Type of membership *

Please select the type of your membership

First name * Last name *

Display name *

Email address *


Country of residence

Please select the country of your residence

Your profession

Website

Note: A link to set your password will be emailed to the address you specify above.

- 1 I have read and agree to the privacy policy, terms and conditions.
- 2 I'm not a robot 
- 3 Register

<https://monomakersmeet.com/pre-registration/>

Pre-registration page / 事前登録ページ

If you can't register by filling the personal information, please do the pre-registration.

MMM招待リストにメールアドレスが登録されていない場合は「Pre-registration」の内容を記入してください

Click "Submit" button

Submitボタンをクリック

monomakersmeet.com/pre-registration/

Pre-Registration

1 May 2023 | published by MONO MAKERS MEET

Thank you for your interest in the online platform MONO MAKERS MEET. The membership is currently restricted with invitations from us. Please fill in the form below and submit. After receiving your information there will be a selection by the committee. You will receive an email from MONO MAKERS MEET about your registration.


Looking forward to seeing you in our online platform!

Your email address

What is your name

Name of the company / organization

URL of your website

 **MONO MAKERS PROGRAM**
Find your next collaborator and develop new products

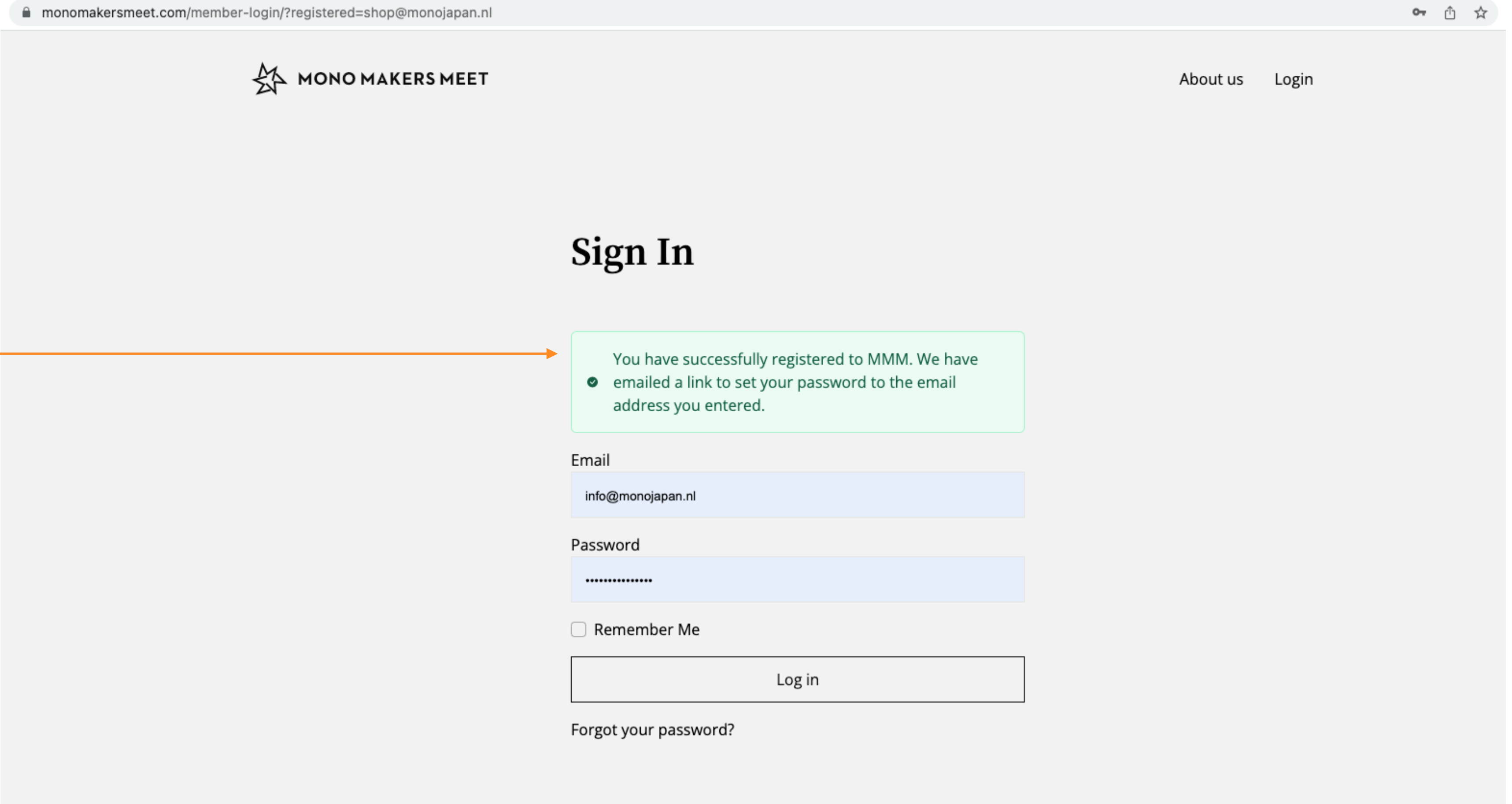
[→ Check the program](#)

After submit, you see this page

事前登録ページSubmitボタンをクリック後、以下のような画面が開きます

Your pre-registration is done and you receive an email.

Pre-registerは完了し、ご記入のメールアドレスにメールが届いているとメッセージが表示されます



The screenshot shows a web browser window with the URL `monomakersmeet.com/member-login/?registered=shop@monojapan.nl`. The page features the Monomakers Meet logo and navigation links for "About us" and "Login". The main heading is "Sign In". A green success message box states: "You have successfully registered to MMM. We have emailed a link to set your password to the email address you entered." Below this is a login form with fields for "Email" (containing `info@monojapan.nl`) and "Password" (masked with dots). There is a "Remember Me" checkbox and a "Log in" button. A link for "Forgot your password?" is located at the bottom of the form.

You receive this email with a link

記入のメールアドレスに、以下のようなメールが届きます

[MMM] Login Details Extern Inbox x



MMM <no-reply@monomakersmeet.com>
aan mij ▾

Engels ▾ > Nederlands ▾ Bericht vertalen



MONO MAKERS MEET

Welcome to Mono Makers Meet,

To set your password, visit the following address:

<https://monomakersmeet.com/wp-login.php?action=rp&key=5xft18TsRWNx459rAIDZ&login=9516079d>

After this you can enjoy our website!

©2023 MMM

Click this link to set your own password.

このリンクをクリックし、ご自身の
パスワードを設定してください

Pick a new password

パスワードの設定

Set your password

ご自身のパスワードを設定

Click “Reset password” button,
then you will be able to log in.

Reset passwordボタンをクリック、
パスワード設定を完了します

これによりログインができる
ようになります

monomakersmeet.com/member-password-reset/?login=9516079d&key=5xft18TsRWNx459rAIDZ

MONO MAKERS MEET

About us Login

Pick a New Password

New password

Repeat new password

Hint: The password should be at least twelve characters long.
To make it stronger, use upper and lower case letters,
numbers, and symbols like ! " ? \$ % ^ &).

Reset Password

Edit profile

プロフィール入力

<https://monomakersmeet.com/mmm/>

Home page (after log in)

メンバー用ホーム画面（ログイン後の画面）

Click your icon to edit the profile page.

アイコンをクリックし自身のプロフィールページを作成します

This is the image of the home page, where you can find other members and the articles. Please discover all the pages.

この画面がホームの画面となりメンバーの一覧が見れたり最新の記事が読めたりします。

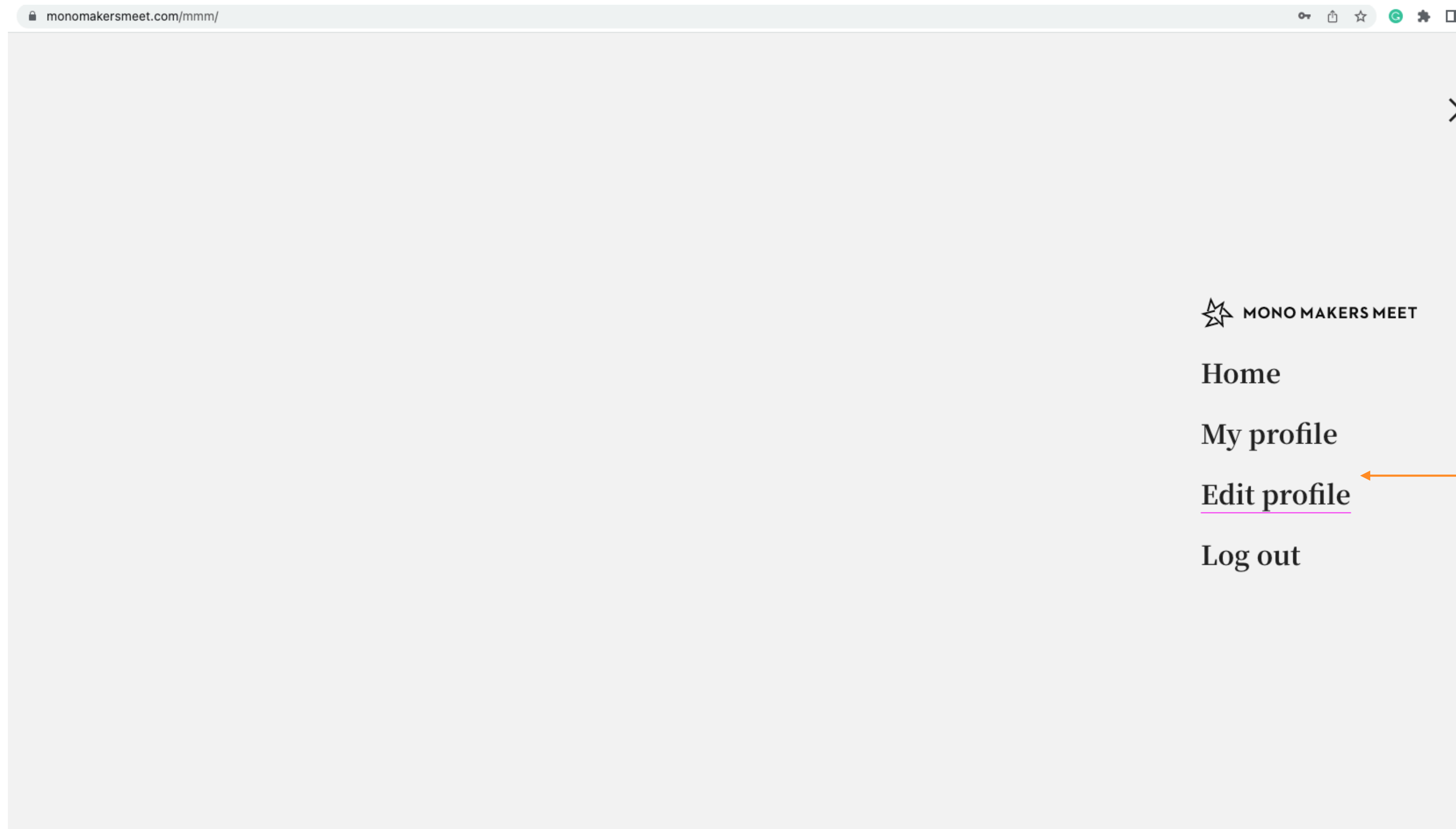
スクロールダウンして色々なページを探索してみてください。

The screenshot shows the member home page for Monomakers Meet. At the top left is the logo and name 'MONO MAKERS MEET'. In the top right corner, there is a user profile icon, which is highlighted by an orange callout box with the text 'Click your icon to edit the profile page.' and 'アイコンをクリックし自身のプロフィールページを作成します'. Below the logo, there is a section for 'MONO MAKERS PROGRAM' with the tagline 'Find your next collaborator and develop new products' and a button that says '→ Check the program'. The main content area is titled 'Randomly picked up members' and features a large image with a green border and a watermark that says 'MONO MAKERS MEET'. To the right of this image is a 'Latest articles' section. The first article is titled 'Apply for MONO MAKERS PROGRAM' and includes a photo of a person working on a wooden structure. A green button on the article says '▶ Apply before 9 June 2023!'. Below the article, there is a button that says 'Check all the articles'. At the bottom right, there is a section titled 'People you are following'.

<https://monomakersmeet.com/mmm/>

Menu page for members

メンバー用メニュー画面



Click "Edit profile" button

Edit profileをクリック

<https://monomakersmeet.com/mmm/>

Edit profile page

プロフィール編集ページ

Upload the image for your icon (it will be appeared on the right top)

アイコン画像をアップロード（右上画面に自分のアイコンとして表示されます）

Upload profile image (other member will see this as your profile image)

プロフィール画像をアップロード（他のメンバーが見る写真になります）

Our social networks : SNSリンク

Our languages : 対応言語

Expertise : 専門分野

Offering : What's your service, what's you can offer、何を提供可能か

About us : 自己紹介

Our mission : 自分（自社）のミッションとして掲げていること

What we offer : 自社のサービス内容、または協業希望の場合相手にできることなど

You can write your mood or status

今の気分や状況など気軽に書き込めるスペース

Your basic info

自身、自社の基本情報を記入

<https://monomakersmeet.com/mmm/>

Edit profile page

プロフィール編集ページ

Our works

upload some nice images to introduce your works, company, team, from clicking "Add image"

自分の作品、自社商品など自分たちの仕事の紹介として見せたい写真をAdd Imageボタンからアップロードできます

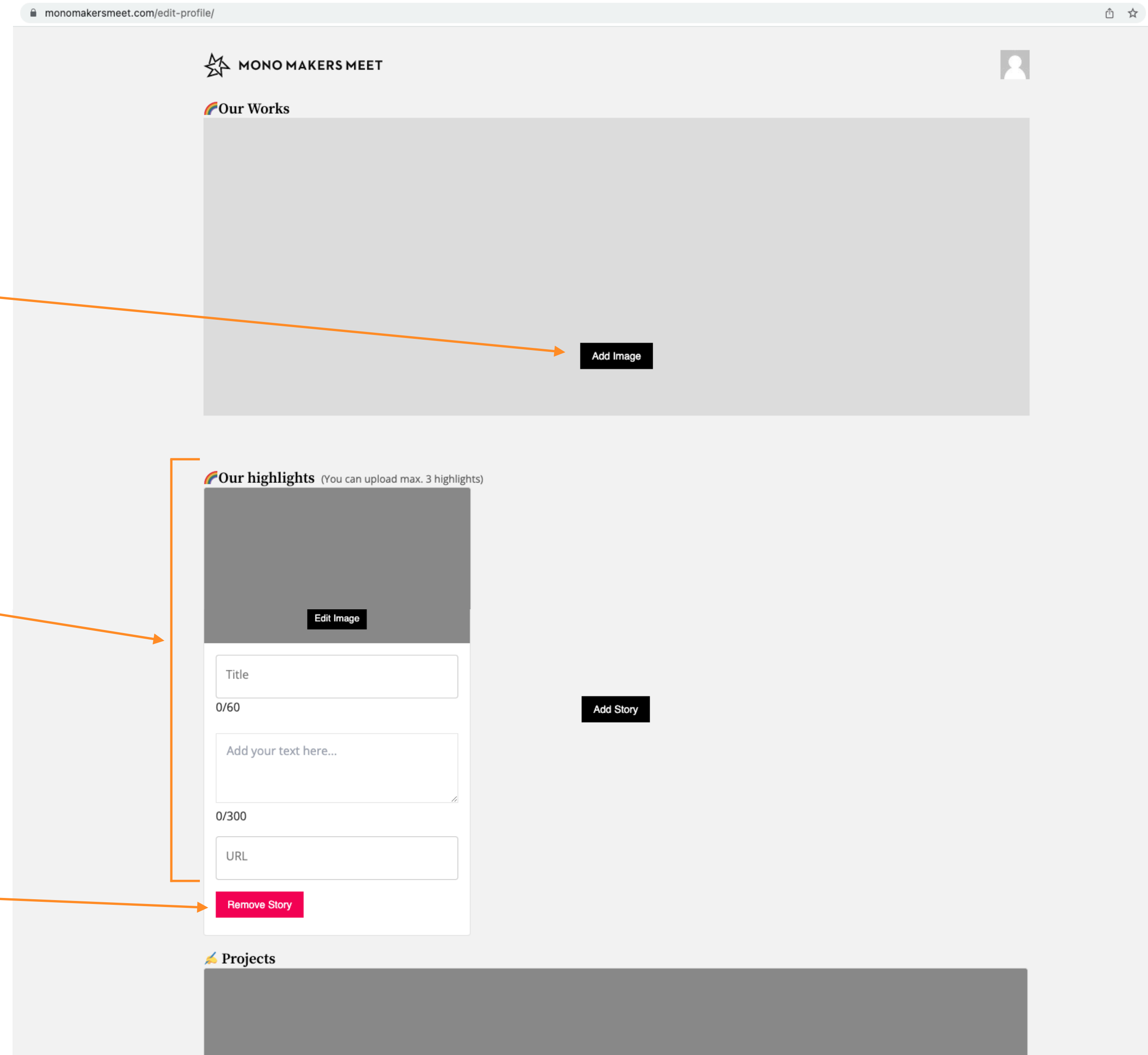
Our highlights

Introduce 3 highlights of your works

ハイライトとして
3つ注目してもらいたい事項を掲載が可能です
画像、題名と短い概要、URLを記入してください

If you want to remove the highlight, click "Remove highlight" button

ハイライトを削除したい場合はRemove highlightボタンをクリックしてください



<https://monomakersmeet.com/mmm/>

Edit profile page

プロフィール編集ページ

Projects

If you have projects you want to show to other members, you can use this. Ex: open calls, promoting exhibitions and events, etc. Feel free to promote your projects.

自社でメンバーに知ってもらいたいプロジェクトを実施している場合掲載が可能です。コンテスト、イベント開催のお知らせ、公募などの告知にご利用できます

If you want to delete the project, click "Remove project" button

プロジェクトを削除したい場合はRemove projectボタンをクリックしてください

Important

Click publish button when you filled everything. After publish, all things you filled appear on your profile page.

記入や内容の変更後は必ずPublishボタンをクリックしてください

これにより内容が上書き保存されますこのクリックをしていないと変更内容が更新されません

The screenshot shows the 'Projects' form on the profile edit page. At the top, there is a header 'Projects' with a star icon. Below it is a large grey area with an 'Edit Image' button. The form itself consists of several sections: a 'Title' field with a character count of 0/80; a 'Tags' dropdown menu; a text area for details with a character count of 0/300 and a placeholder text 'Write about your Open call, Job offer, Workshops, Lectures in detail here...'; a section for 'Start and End Date / Project Period' with a 'Start date' field; a 'Key Highlights / Topics' field; a 'Website' field with a character count of 0/300; and a 'Remove Project' button. At the bottom of the form, there is an 'Add Item' button and an 'Add Project' button.

Publish

 MONO MAKERS MEET

[About Us](#)

[FAQ](#)

[Contact us](#)

[Terms of Use and Privacy Statement](#)